




# HRDC Medical Performance Report 2018 (Jan-Dec 2018)





**Total Consultation  
(Jan-Dec 2018)**  
Total Patients: **24874**  
(Boys: 15354 Girls: 9520)



HRDC

Total New Patients : 7239 (2899 Girls)  
Total Follow up's : 17635 (6621 Girls)

Field

Total Patients : 12388 (Girls: 4820)

Total Patients : 12486 (Girls : 4700)

New Patients Registered : 2704 (Girls: 1016)

New Patients : 4535 (Girls : 1883 )

Follow up : 9684 (Girls: 3804)

Mobile Camp : 2949 (1234)

CBR Staff RO, CRC : 1586 (649)

Follow up : 7951 (Girls : 2817)

Mobile Camp : 2057 (737)

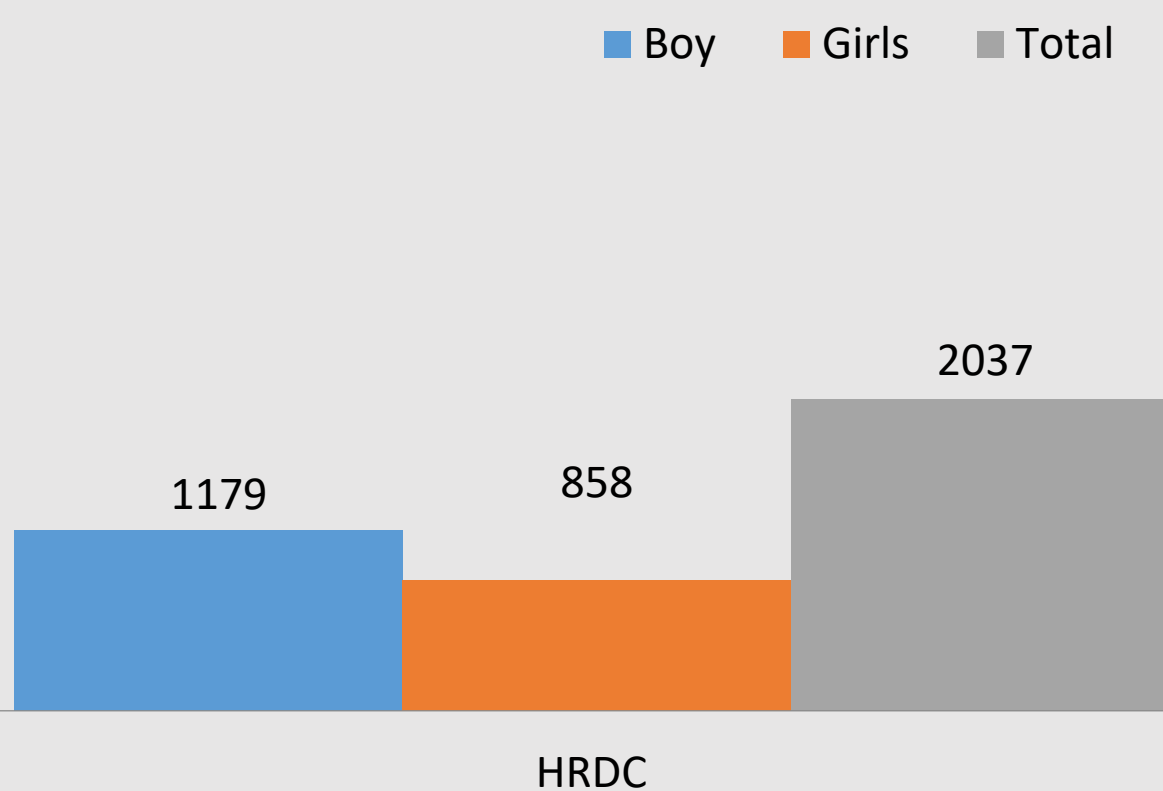
CBR Staff : 5894 (2080)



# Total Admissions (Jan - Dec 2018)



## (HRDC Central and Satellite Clinics) : 2037



Total Admission HRDC Central = 1802

Boys = 1012

Girls = 790

Admission in Satellite Clinics: 235

Boys : 167

Girls : 68

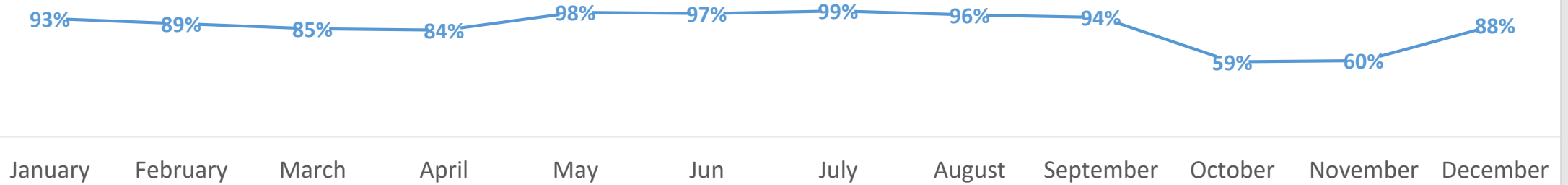
*Bed Occupancy : 87 %*

*Average Hospital stay : 16.5*



# Bed Occupancy (Jan - Dec 2018)

## PATIENT FLOW



— Patients flow

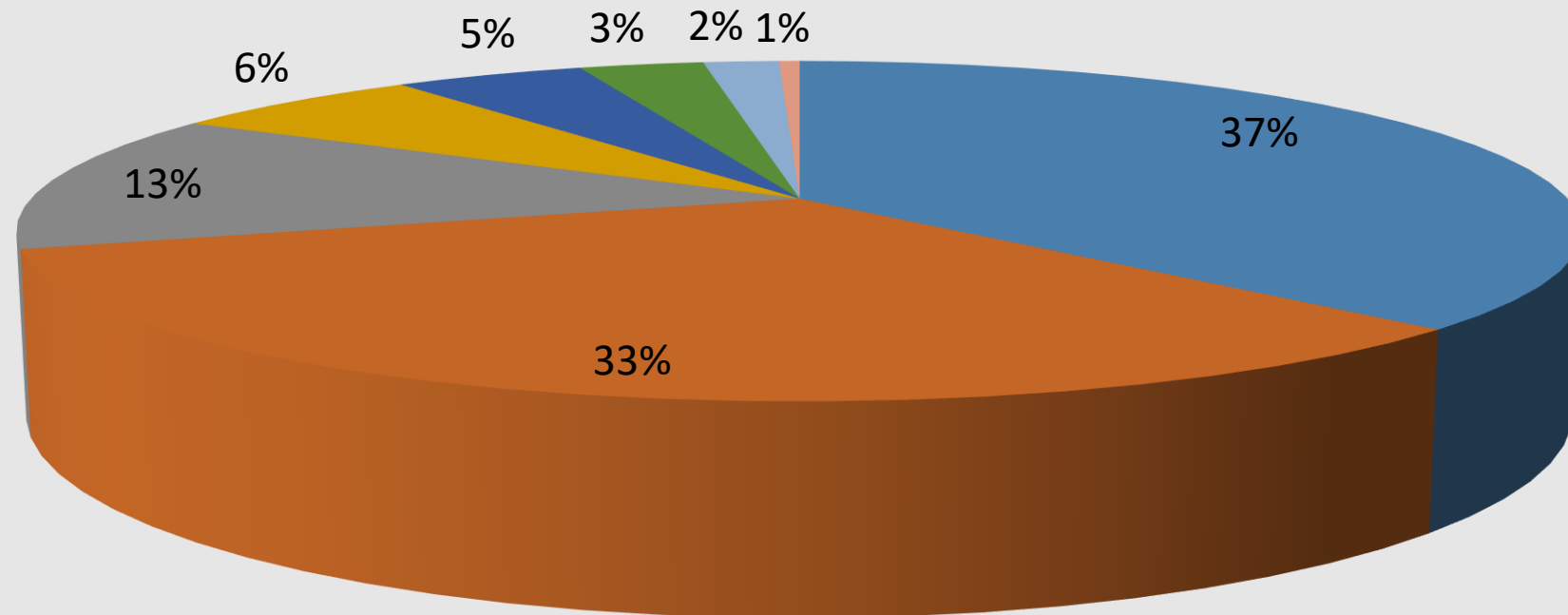


# Total New Patients by Diseases Category (Jan - Dec 2018): 7239



## (Diseases Category)

- Congenital 2692
- Neuromuscular 2397
- Trauma 947
- Misc 464
- Burn 342
- Infection 224
- Metabolic 136
- Tumor 37



# Surgical Interventions (Jan - Dec 2018)

Total Surgical Interventions = 2244 surgical procedures in 2041 patients.

HRDC



Total: 2003 (757 Girls)



Field



Total: 241 (73 Girls)

Lahan: 64  
(Girls : 23)

Biratnagar: 40  
(Girls : 10)

Nepalgunj: 41  
(Girls : 10)

Okhaldhunga: 35  
(Girls : 14)

IDC Butwal: 25  
(Girls : 8)

Itahari: 36  
(Girls : 8)



# Surgery by Disease Category (Jan - Dec 2018)

## HRDC

Congenital = 1005  
Neuromuscular = 290  
Trauma = 285  
Infection = 192  
Burn = 114  
Metabolic = 101  
Tumor = 16

Total = 2003 ( 757 Girls)  
(Including 203 Bilateral)

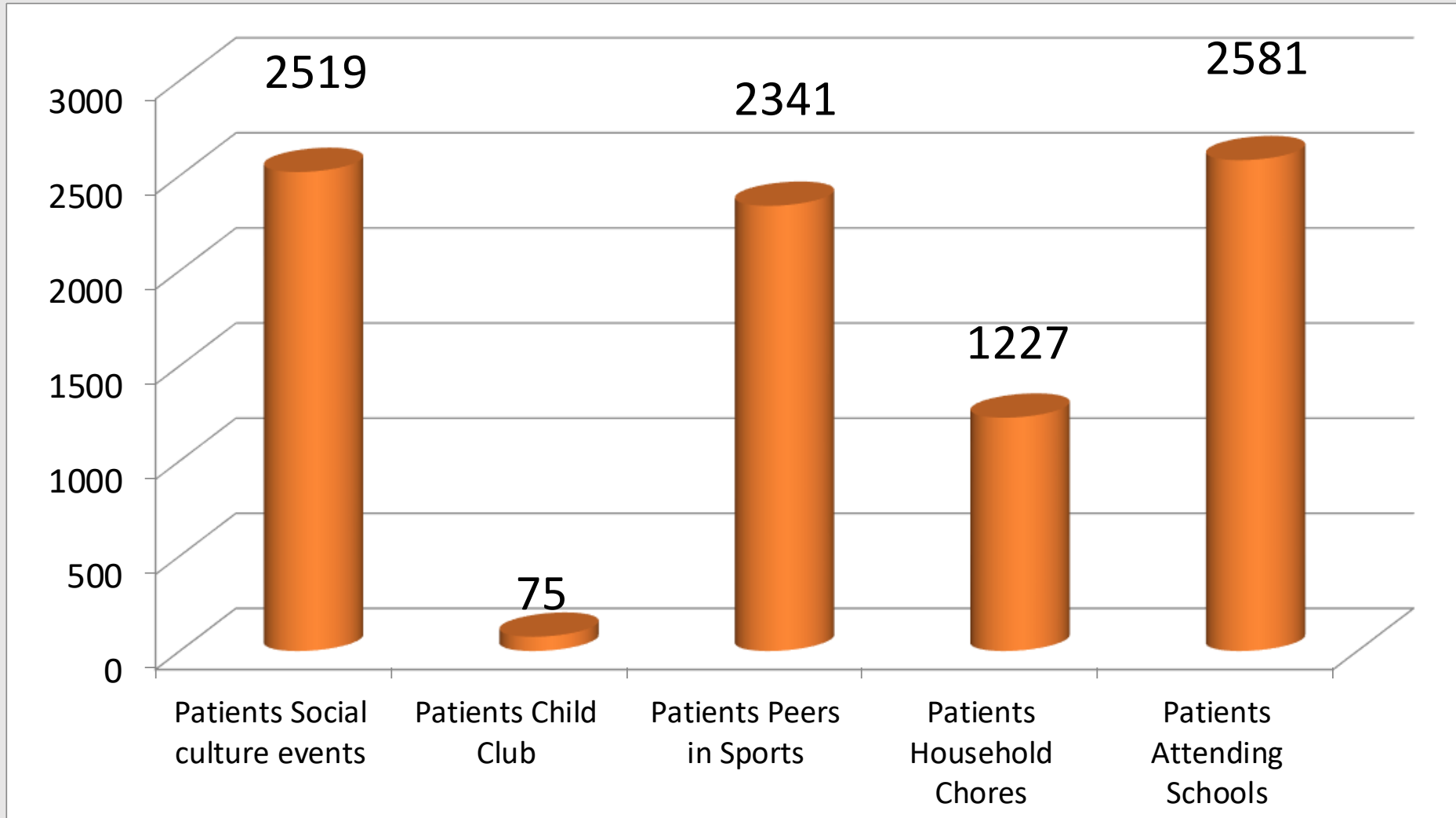
## Field

Congenital = 184  
Trauma = 34  
Neuromuscular = 14  
Metabolic = 5  
PBC = 4

Total = 241 (73 Girls)

**2244 surgical procedures in (2041 patients)**


# Social Functions of (Jan - Dec 2018)








## Participation in Disability Orientation & Awareness (Jan - Dec 2018)

At community level  6298

At local schools  6871

Male/Boy : 6240  
Female/Girl : 6929  
Total : 13169



## Physiotherapy (Jan - Dec 2018)

No. of children benefited: **7632** (2965 Girls)

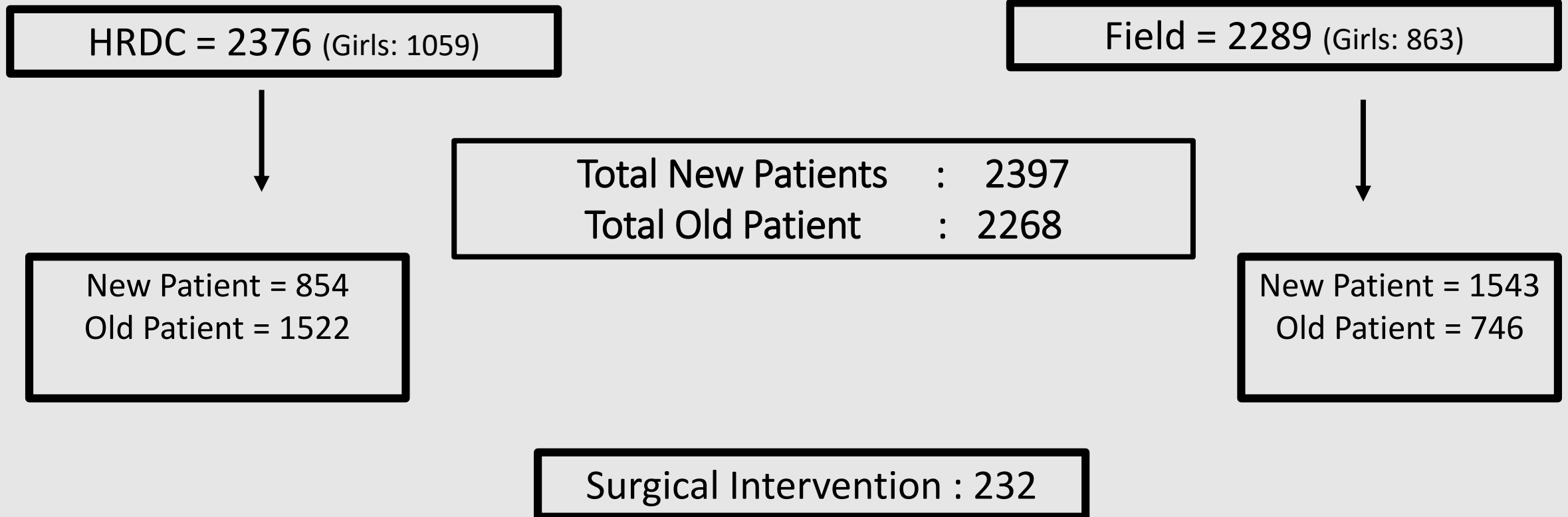
No. of physio sessions: **66582** (28144Girls)

	HRDC	CENTRAL CBR	CFC	IDC	ITAHARI	NEPALGUNJ	ERICE	PERIP
No of CWDs	9895 (3966g)	1184 (438g)	770 (169g)	903 (370g)	1158 (418g)	457 (169g)	49 (22g)	411 (178g)
Assessment	3714 (1523g)	919 (344g)	136 (40g)	1075 (437g)	824 (292g)	671 (208g)	30 (15g)	263 (106)
Session	57578 (25034g)	1197 (438g)	1524 (381g)	2178 (884g)	2281 (721g)	1117 (374g)	49 (22g)	658 (290g)

( g = girl child)

# HRDC Cerebral Palsy Program (Jan - Dec 2018)

Total Patient = 4665 (Girls: 1922)





# HRDC Clubfoot Program (Jan – Dec 2018)



**Total no. of patients: 523 (no. of feet = 752)**

## Ponseti Program:

498 patients (no. of feet = 727)



HCR so far = 308 (no. of feet = 467)



Tendo Achilles Lengthening = 49  
Posterior Release = 18  
Tibialis Anterior Transfer = 3  
Correction without HCR = 37

### Relapse :-

Re-Ponseti = 43 (no. of feet = 59)  
Re-HCR = 10 (no. of feet = 16)  
TAL = 5 (no. of feet = 5)

## Surgical Intervention

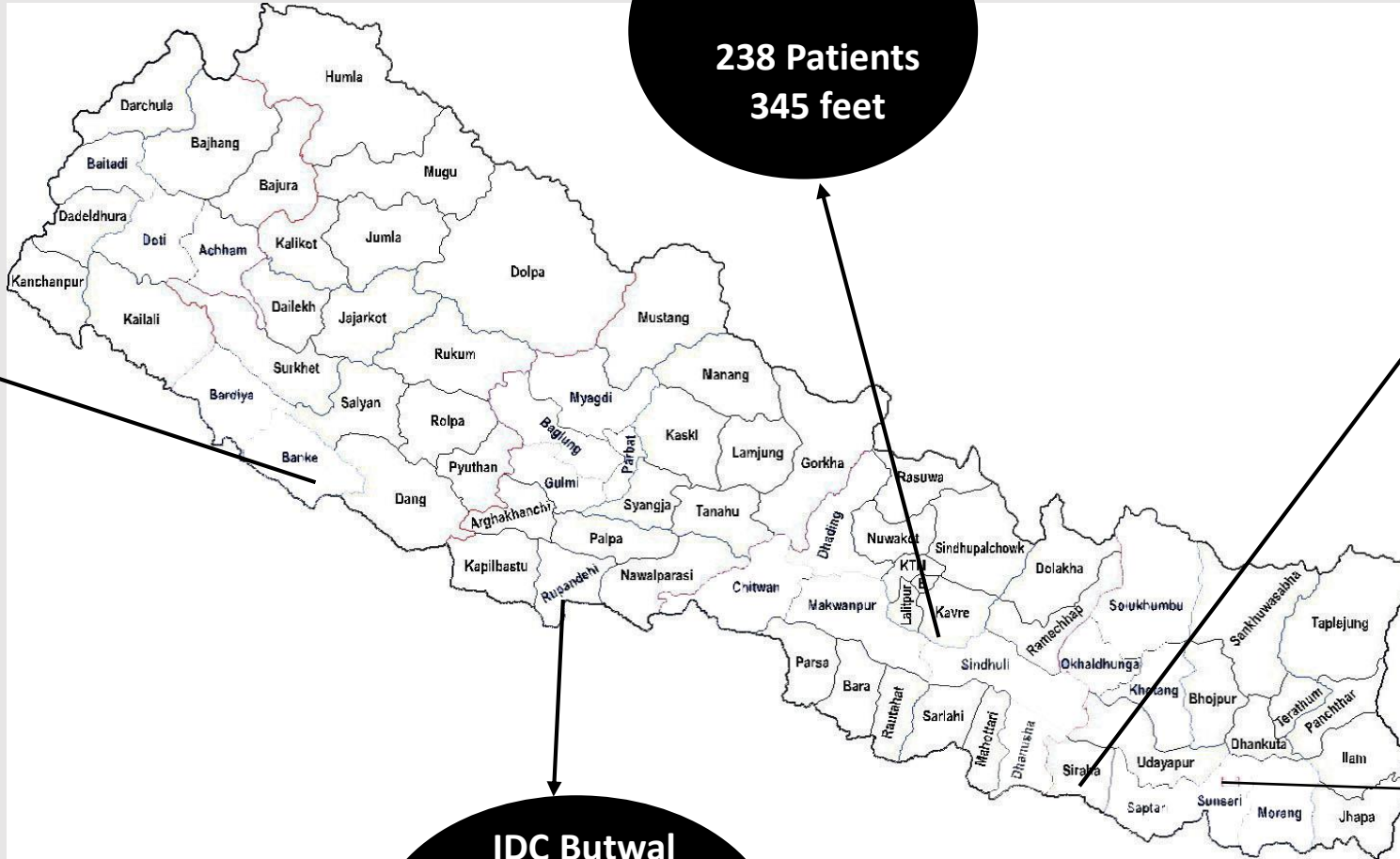
25 patients (no. of feet = 25)



Ilizarov = 21  
Tendo Achilles Lengthening = 2  
DCWO 1<sup>st</sup> Mt = 1  
Posterior Release = 1



# HRDC Ponseti Program (Jan - Dec 2018)



**Nepalgunj**  
49 Patients  
76 feet

**HRDC**  
238 Patients  
345 feet

**IDC Butwal**  
40 Patients  
55 feet

**Lahan**  
113 Patients  
163 feet

**Itahari**  
58 Patients  
88 feet



# POD Data (Jan to Dec) 2018



Assistive Devices	HRDC	IDC	Itahari	Nepalgunj	Total
Club shoes in pair	1355	289	1017	460	3121
DB Splint	403	78	245	162	888
Lower limb orthoses	1365	237	168	65	1835
Spine / Upper limb orthoses	95	5	--	7	107
Upper limb prosthesis	2	1	--	--	3
Lower limb prosthesis	82	9	--	3	94
Wheel Chair	1	--	--	--	1
<b>Total</b>	<b>3303</b>	<b>619</b>	<b>1430</b>	<b>697</b>	<b>6049</b>



## Lab (Jan - Dec 2018)

- **10193** children with disabilities received Laboratory services till the end of Dec 2018.

Inpatients = 9486

Out Patients = 707

---

## X-ray (Jan - Dec 2018)

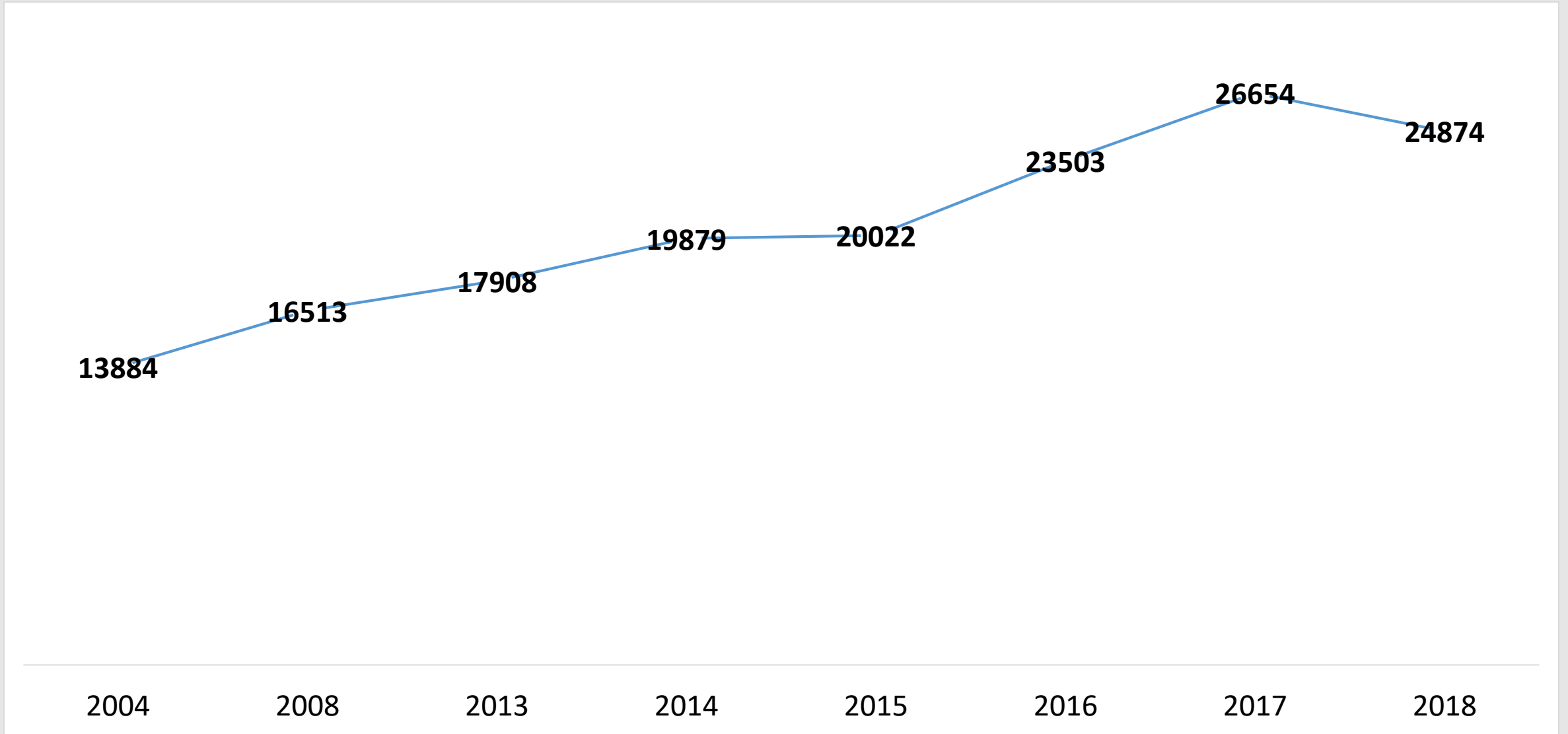
- **5159** children with disabilities received X-ray services till the end of Dec 2018.

Inpatients = 930

Out Patients = 4229



# Total Consultation



Year





# Total Surgery Chart

