



HRDC Medical Performance Report (Jan-Dec 2019)



Bibek Banskota



**Total Consultation
(Jan-Dec 2019)**
Total Patients: **22177**
(Boys: 14419 Girls: 7758)



HRDC

Total New Patients : 5536 (2089 Girls)
Total Follow up's : 16641 (5669 Girls)

Field

Total Patients : 12646 (Girls: 4214)

Total Patients : 9531 (Girls : 3544)

New Patients Registered : 2621 (Girls: 881)

New Patients : 2915 (Girls : 1208)

Follow up : 10025 (Girls: 3333)

Mobile Camp : 1532 (653)

CBR Staff RO, CRC : 1383 (555)

Follow up : 6616 (Girls : 2336)

Mobile Camp : 1896 (631)

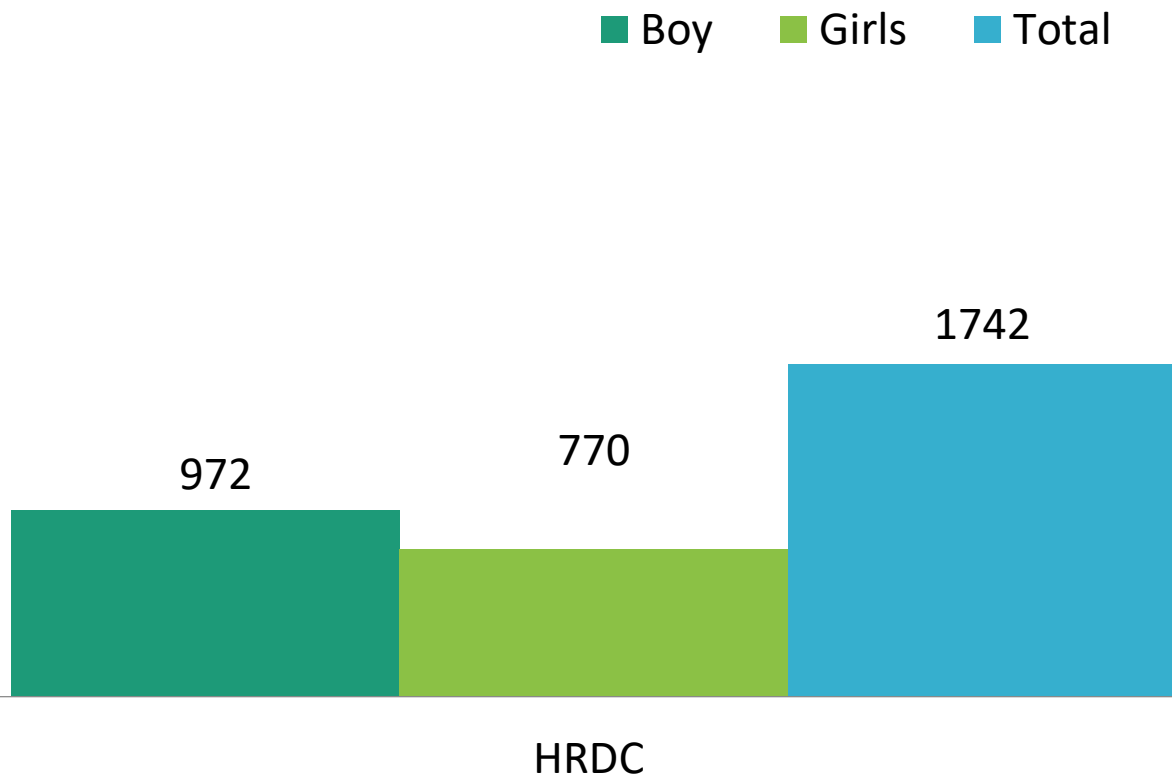
CBR Staff : 4720 (1705)



Total Admissions (Jan - Dec 2019)



(HRDC Central and Satellite Clinics) : 1742



Total Admission HRDC Central = 1519

Boys = 823

Girls = 696

Admission in Satellite Clinics: 223

Boys : 149

Girls : 74

Bed Occupancy : 75 %

Average Hospital stay : 17

Surgical Interventions (Jan - Dec 2019)

Total Surgical Interventions = 2104 surgical procedures in 1856 patients.



HRDC



Total: 1627 (701 Girls)

Field



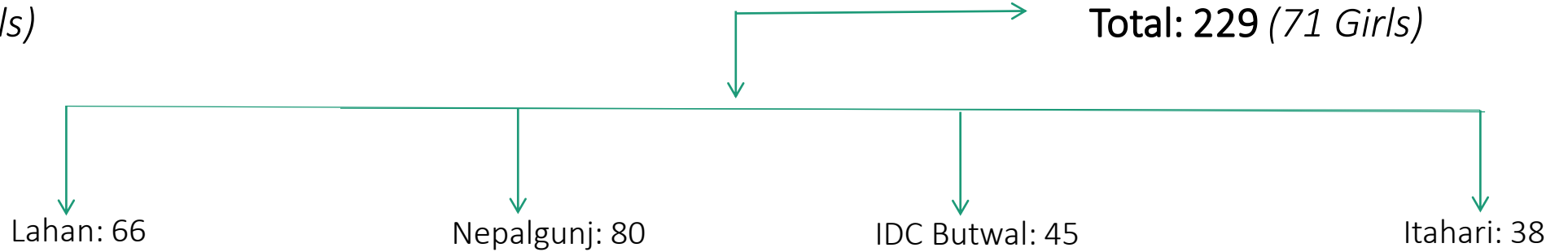
Total: 229 (71 Girls)

Lahan: 66

Nepalgunj: 80

IDC Butwal: 45

Itahari: 38





Surgery by Disease Category (Jan - Dec 2019)

HRDC

Congenital = 853

Trauma = 239

Infection = 169

Neuromuscular = 155

Burn = 101

Metabolic = 96

Tumor = 14

Total = 1800 (701 Girls)

(Including 173 Bilateral)

Field

Congenital = 184

Trauma = 20

Neuromuscular = 15

Metabolic = 6

Infection = 4

Total = 304 (71 Girls)

(Including 75 Bilateral)

2104 surgical procedures in 1856 patients

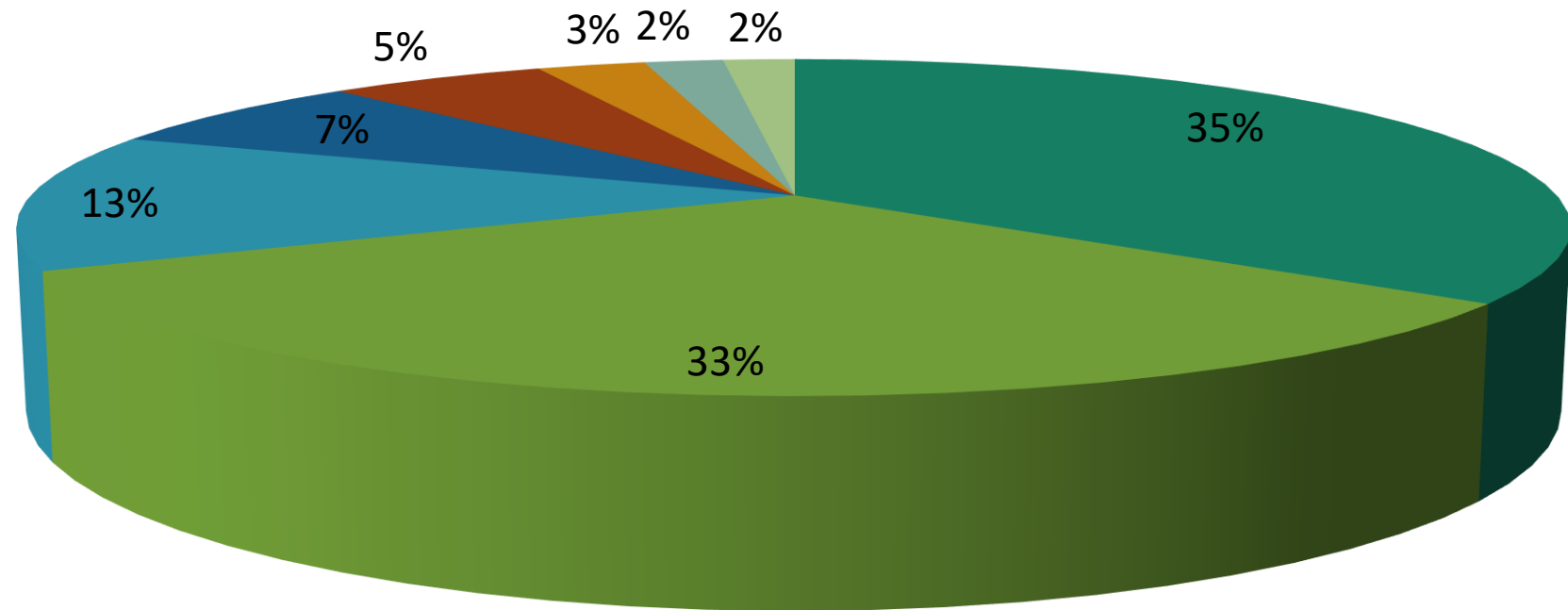


Total New Patients by Diseases Category (Jan - Dec 2019): 5536



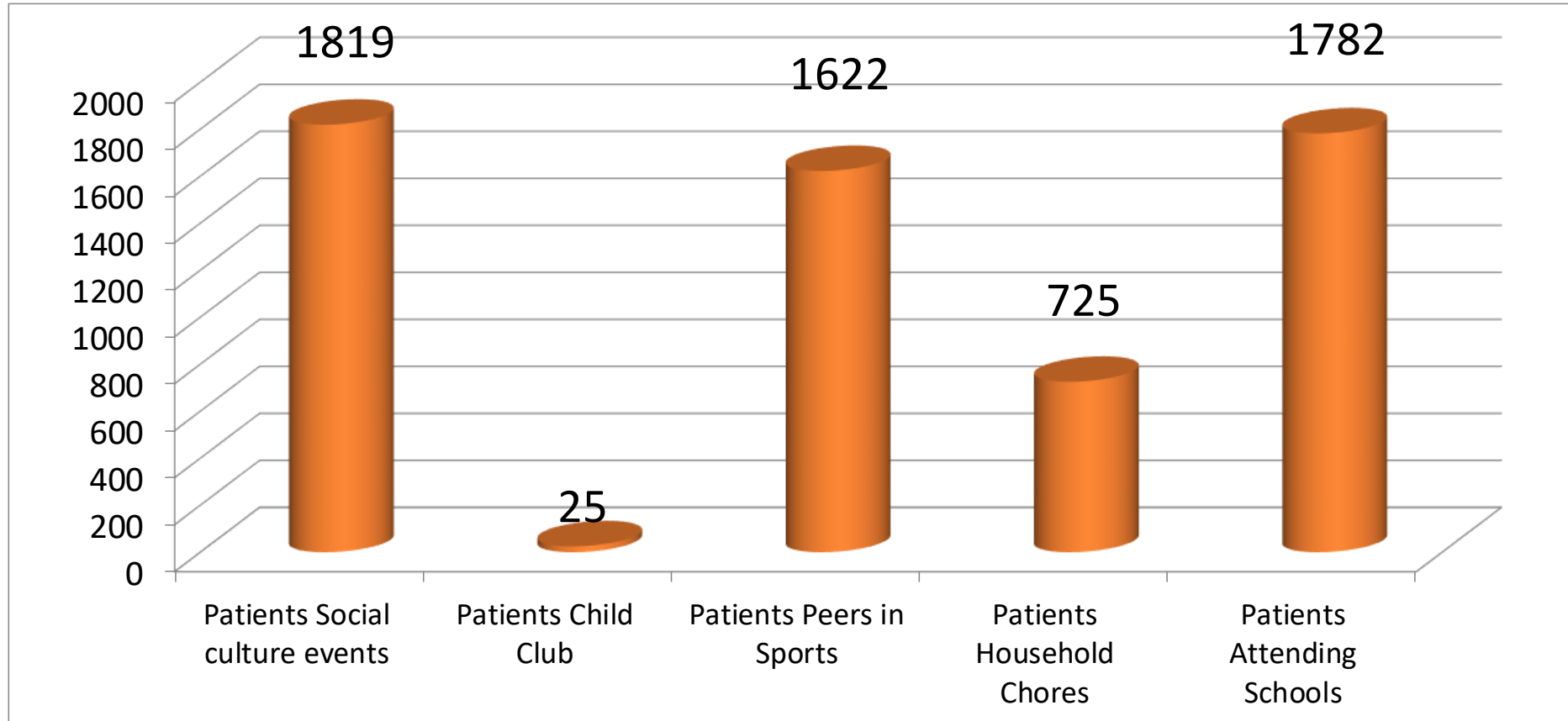
(Diseases Category)

- Neuromuscular 1943
- Congenital 1819
- Trauma 725
- Misc 389
- Burn 302
- Metabolic 150
- Infection 109
- Tumor 99







Social Functions of (Jan - Dec 2019)





Participation in Disability Orientation & Awareness (Jan - Dec 2019)

At community level  2596

At local schools  3955

Male/Boy : 3310
Female/Girl : 3241
Total : 6551



Physiotherapy (Jan - Dec 2019)

No. of children benefited: 5675 (2130 Girls)

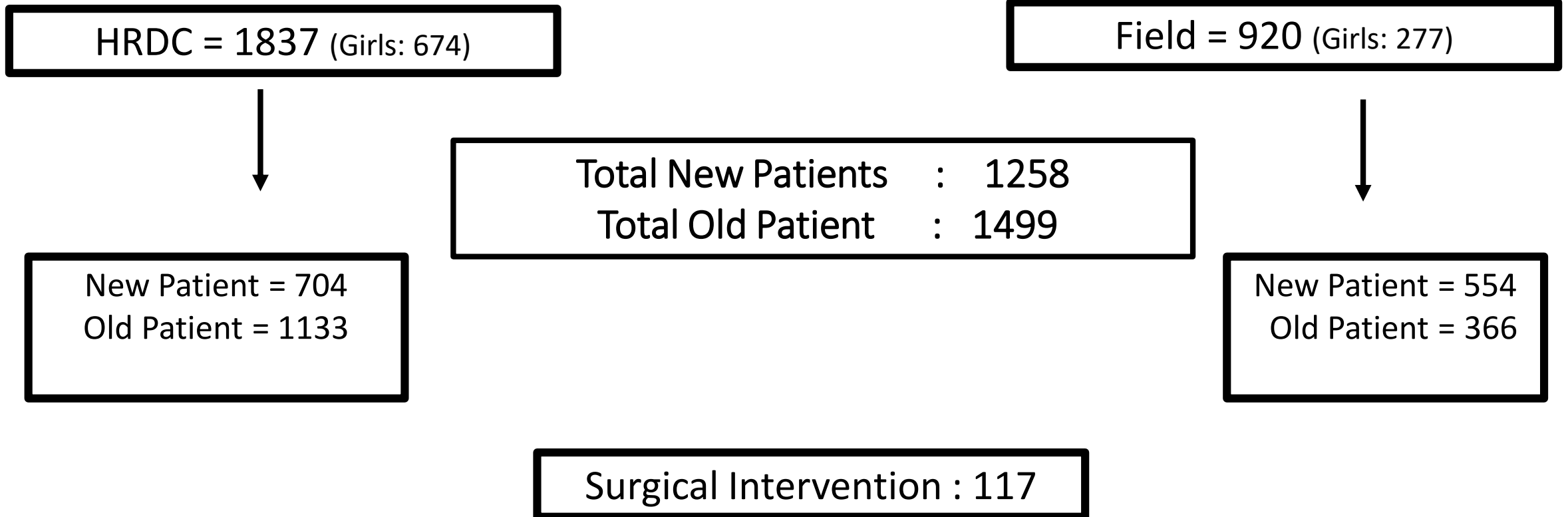
No. of physio sessions: 54385 (23633 Girls)

	HRDC	CENTRAL CBR	CFC Lahan	IDC Butwal	ITAHARI	NEPALGUNJ
No of CWDs	8618 (3303g)	1077 (432g)	981 (224g)	701 (279g)	1162 (401g)	443 (203g)
Assessment	2829 (1152g)	693 (266g)	103 (55g)	944 (380g)	637 (114g)	469 (163g)
Session	47196 (21100g)	1107 (440g)	1086 (273g)	2013 (809g)	2089 (712g)	894 (299g)

(g = girl child)

HRDC Cerebral Palsy Program (Jan - Dec 2019)

Total Patient = 2757 (Girls: 951)





HRDC Clubfoot Program (Jan – Dec 2019)



Total no. of patients: 521 (no. of feet = 742)

Ponseti Program:

495 patients (no. of feet = 716)



HCR so far = 364 (no. of feet = 537)



Tendo Achilles Lengthening = 45
Posterior Release = 11
Tibialis Anterior Transfer = 2
Correction without HCR = 40

Relapse :-

Re-Ponseti = 26 (no. of feet = 34)
Re-HCR = 12 (no. of feet = 17) TAL = 18
(no. of feet = 18), PR = 2 TAT = 3

Surgical Intervention

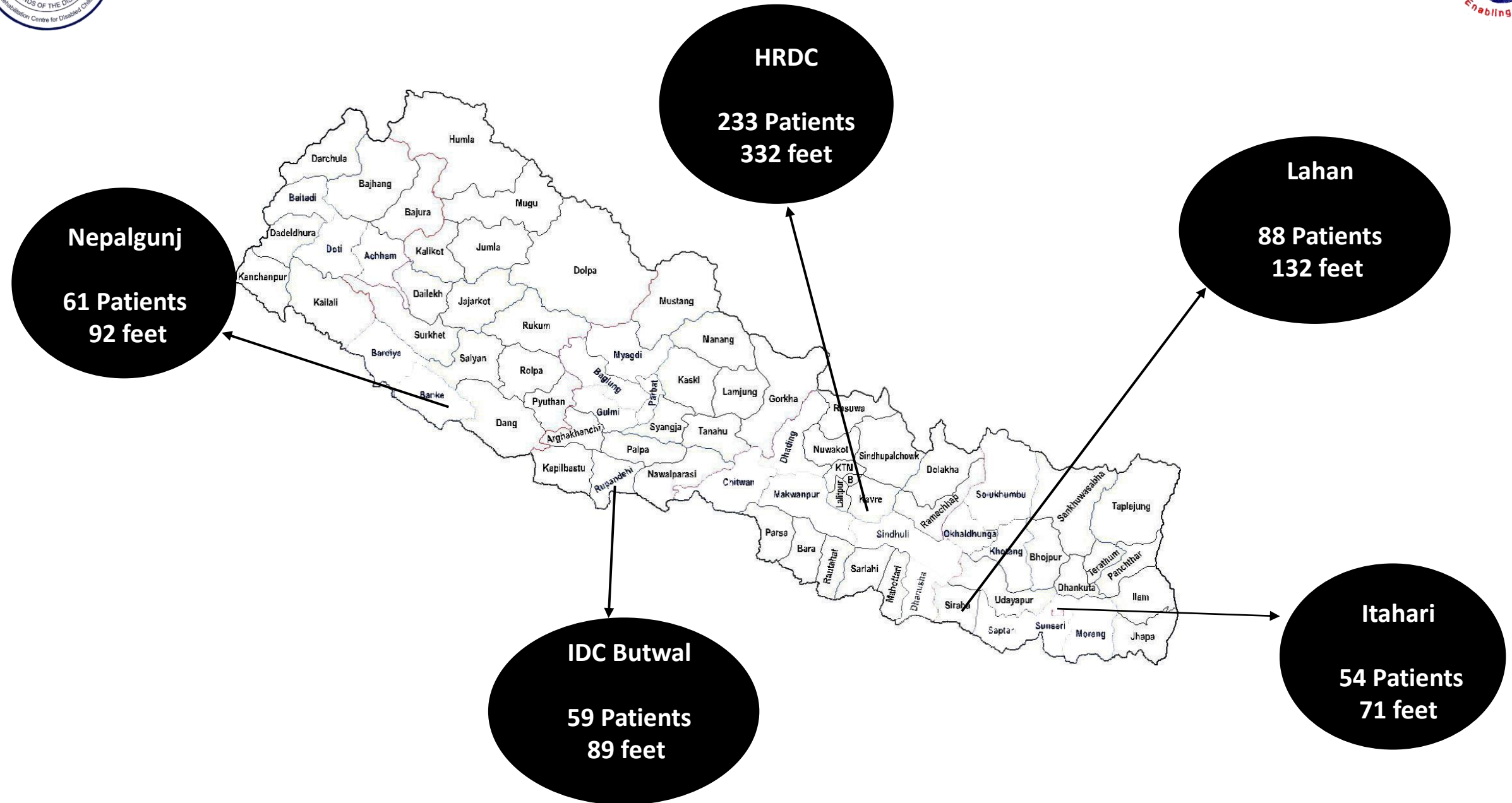
26 patients (no. of feet = 26)



Ilizarov = 19
Posterior Release/Triple Arthodesis = 3
Tendo Achilles Lengthening = 2
Tibialis Posterior Transfer = 2



HRDC Ponseti Program (Jan - Dec 2019)





POD Data (Jan to Dec) 2019



Assistive Devices	HRDC	IDC Butwal	Itahari	Nepalgunj	Miracle Feet	Total
Club shoes in pair	1336	279	616	376	395	3002
DB Splint	393	88	116	149	247	993
Lower limb orthoses	1512	274	117	89	59	2051
Spine / Upper limb orthoses	122	1	--	--	--	123
Upper limb prosthesis		1	--	--	--	1
Lower limb prosthesis	82	9	--	2	--	93
Wheel Chair	1	--	--	--	--	1
Total	3446	652	849	616	701	6264



Lab (Jan - Dec 2019)

- **8391** children with disabilities received Laboratory services till the end of December 2019.

Inpatients = 7702

Out Patients = 689

X-ray (Jan - Dec 2019)

- **5405** children with disabilities received X-ray services till the end of December 2019.

Inpatients = 1086

Out Patients = 4319

