


HRDC Medical Performance Report 2016



Bibek Banskota
HRDC

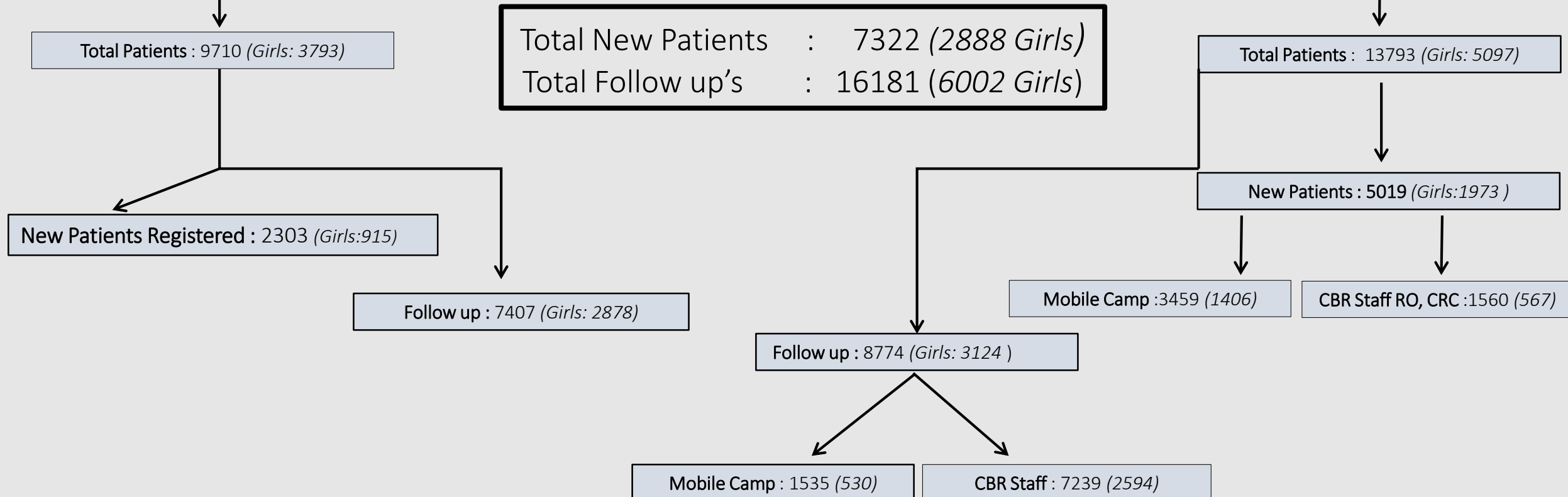


HRDC

**Total Consultation
(2016)**
Total Patients : **23503**
(Boys:14613 Girls:8890)



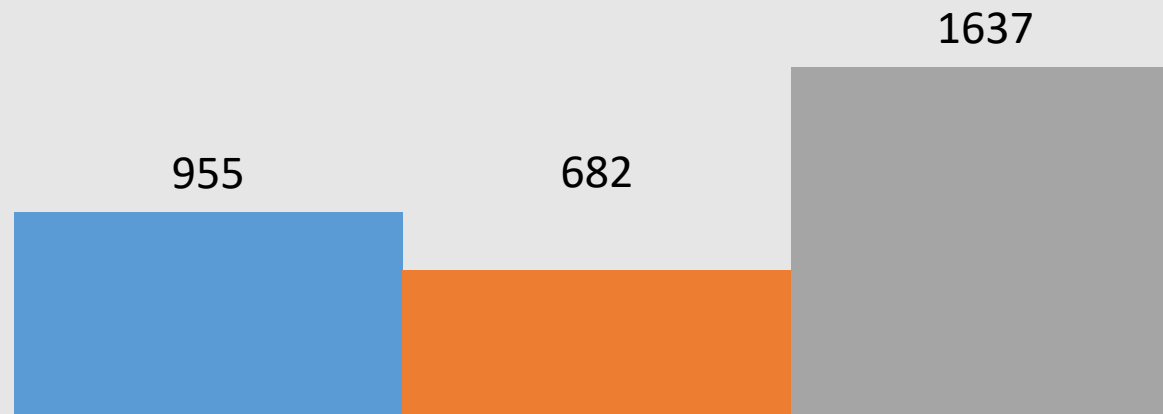
Field



Total Admissions (Jan - Dec 2016)

(HRDC Central and Satellite Clinics) : 1637

■ Boy ■ Girls ■ Total



Total Admission HRDC Central = 1386

Boys = 785

Girls = 601

Admission in Satellite Clinics: 251

Boys : 170

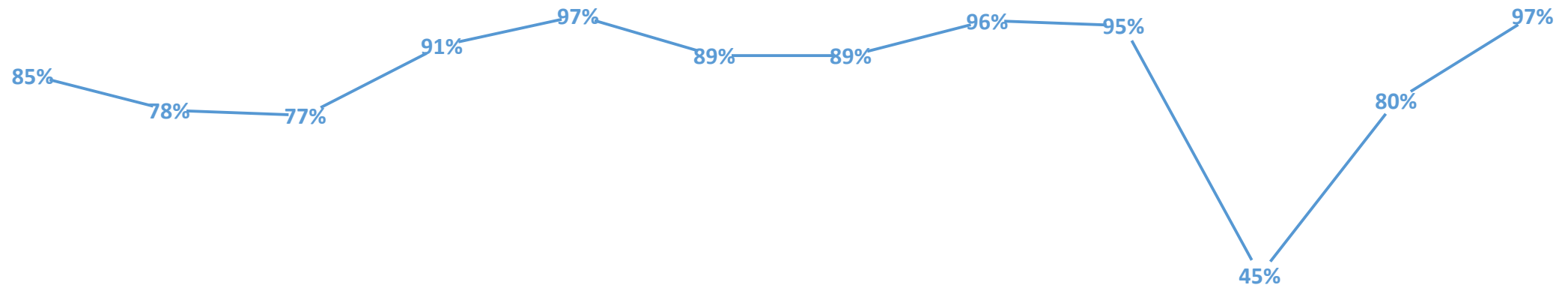
Girls : 81

Bed Occupancy : 85%

Average Hospital stay : 17 days

Bed Occupancy (Jan - Dec 2016)

PATIENT FLOW



January February March April May June July August September October November December

— Patients flow

Total New Patients by Diseases Category (Jan - Dec 2016): 7322

(Diseases Category)

■ Neuromuscular 2252

■ Congenital 1988

■ Trauma 1287

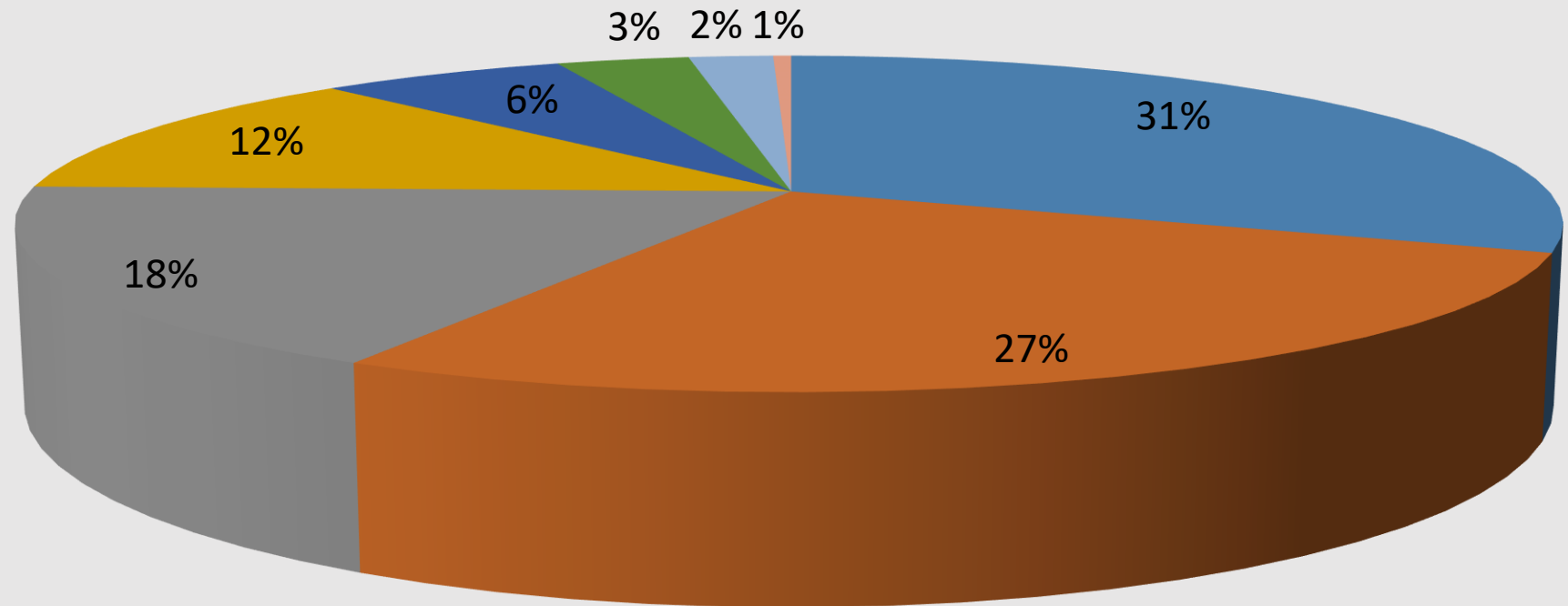
■ Misc 910

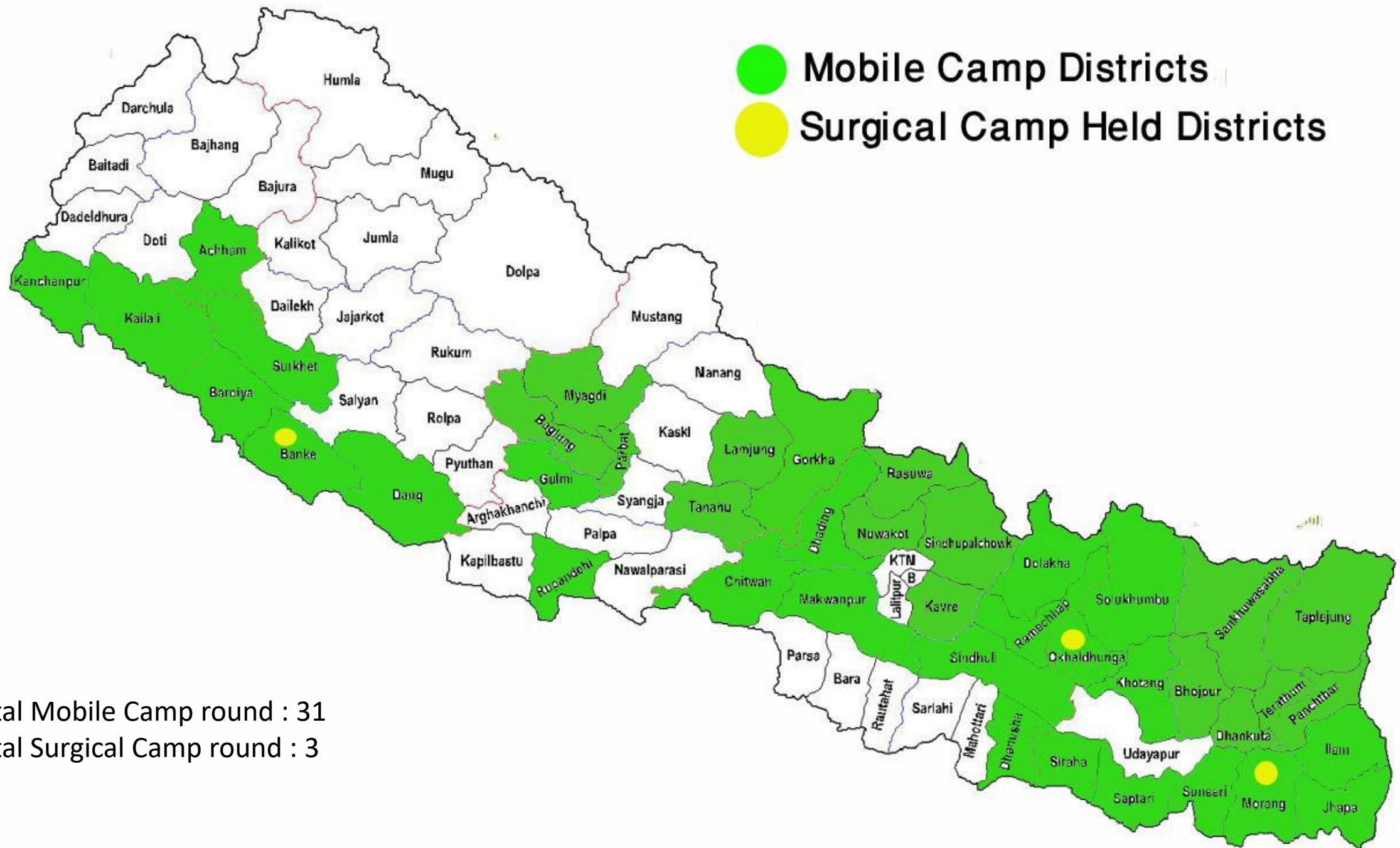
■ Burn 453

■ Infection 244

■ Metabolic 155

■ Tumor 33





Total Mobile Camp round : 31

Total Surgical Camp round : 3

Surgical Interventions (Jan - Dec 2016)

Total Surgical Interventions = 2139 procedures (2029 patients)



HRDC




Total: 1727 (672 Girls)

Field



Total: 302 (99 Girls)



Lahan: 87
(Girls 29)

Nepalgunj: 73
(Girls 23)

Chitwan: 36
(Girls 11)

Itahari: 71
(Girls 27)

Okhaldhunga: 35
(Girls 9)

Surgery by Disease Category (Jan - Dec 2016)

HRDC

Congenital = 735

Infection = 240

Trauma = 223

Burn = 164

Neuromuscular = 140

Miscellaneous = 116

Metabolic = 75

Spine = 21

Tumor = 13

Total = 1727 (672Girls)

Field

Congenital = 222

Trauma = 48

Neuromuscular = 23

Metabolic = 4

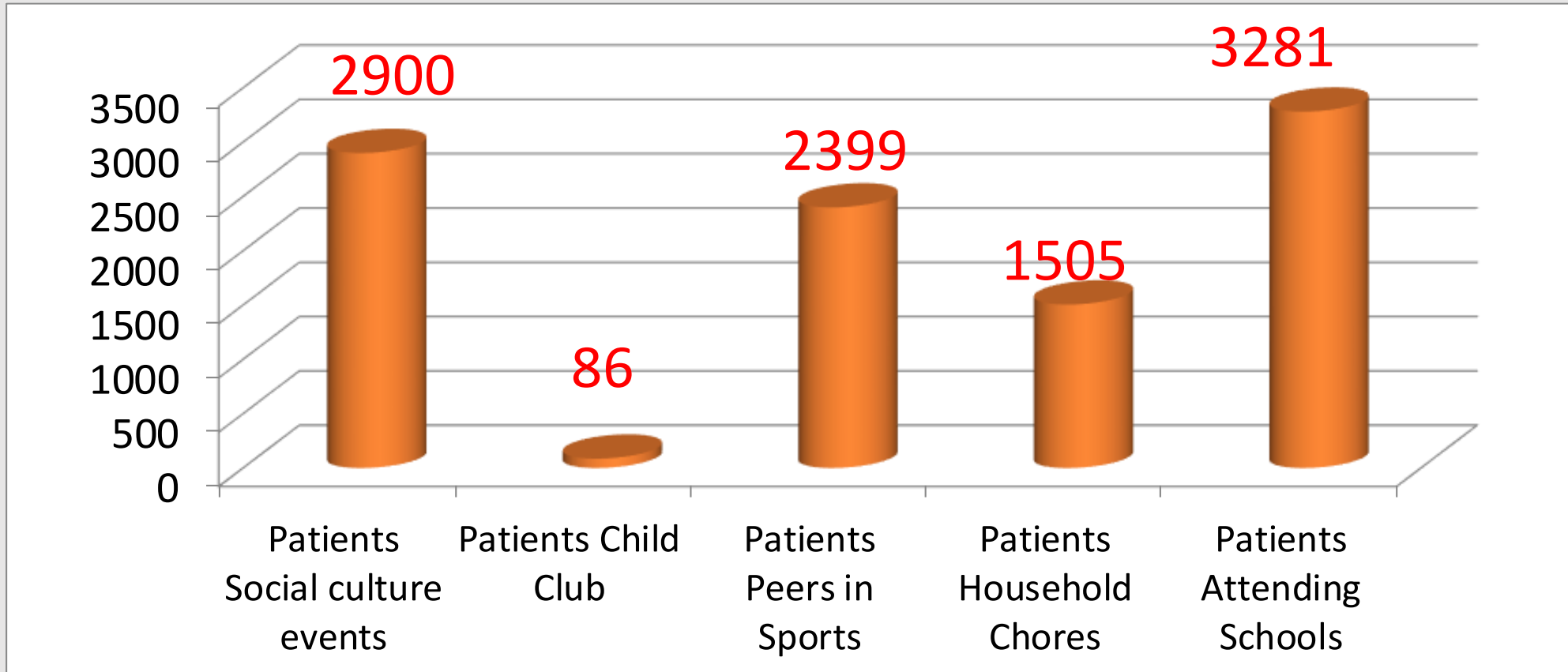
Burn = 3

infection = 2

Total = 302 (99 Girls)


2139 surgical procedures in (2029 patients)

Social Functions of (Jan - Dec 2016) Patients




Participation in Disability Orientation & Awareness (Jan - Dec 2016)

At community level



2595

At local schools



6058

Male : 4321
Female : 4332
Total : 8653

Physiotherapy (Jan - Dec 2016)

No of children benefited: **12442** (4816 Girls)

No. of physio sessions: **62291** (27260 Girls)

	HRDC	Central CBR	CFC	Chitwan	Itahari	Nepalgunj	ERICE	PIE	PERIP
No of CWDs	6899 (2776g)	1547 (549g)	113 (34g)	1301 (540g)	1003 (343g)	450 (152g)	910 (332g)	62 (27g)	157 (63g)
Assessment	2729 (1091g)	1214 (430g)	97 (31g)	1094 (368g)	1012 (337g)	419 (139g)	556 (195g)	43 (19g)	77 (32g)
Session	52583 (23832g)	1619 (581g)	909 (267g)	2688 (1019g)	1886 (643g)	863 (262g)	1458 (538g)	61 (27g)	224 (91g)

(g = girl child)

HRDC Cerebral Palsy Program (Jan - Dec 2016)



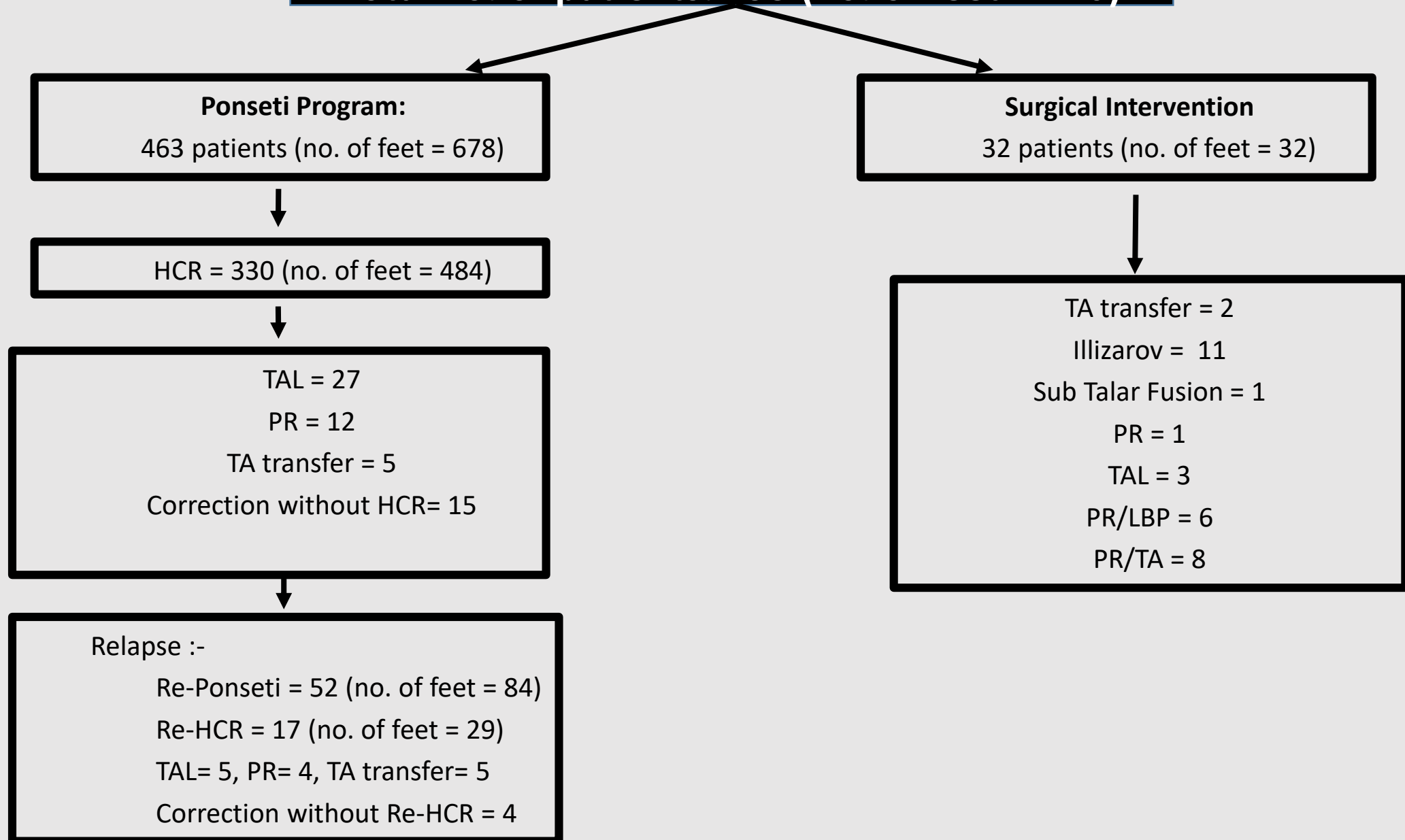
Total Patients = 856
CP Surgery = 130



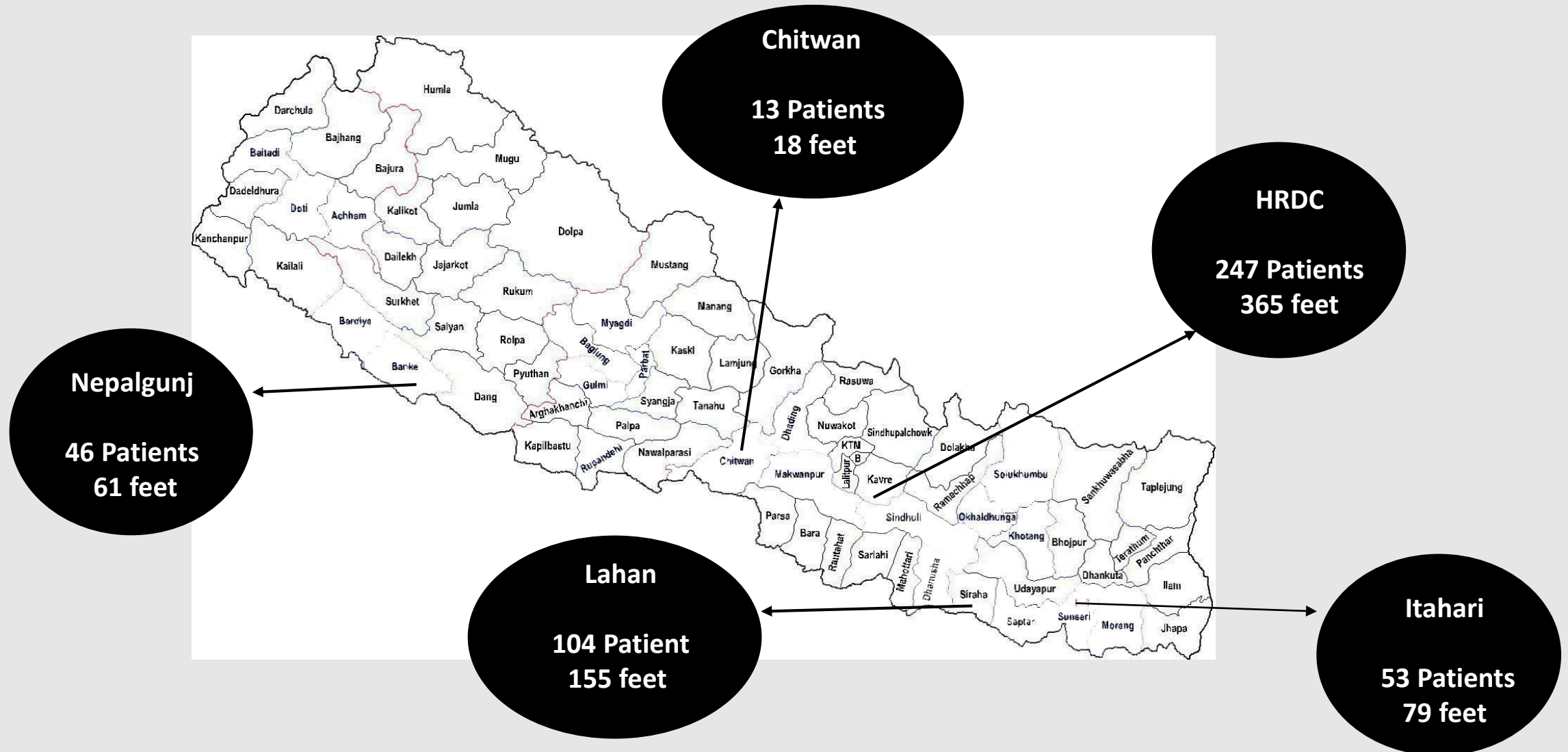
	Boys	Girls	Total
New Patient	247	218	465
Old Patient	188	203	391
Total	435	421	856

HRDC Clubfoot Program (Jan - Dec 2016)

Total no. of patients: 495 (no. of feet = 710)



HRDC Ponseti Program (Jan - Dec 2016)



POD Data Jan - Dec 2016

	HRDC	CRC	Itahari	Nepalgunj	Total
Club shoes in pair	1378	346	218	321	2263
DB Splint	376	93	50	101	620
Lower limb orthoses	937	143	27	48	1155
Spine / Upper limb orthoses	72	9	0	1	82
Upper limb prosthesis	2	0	0	0	2
Lower limb prosthesis	84	27	0	2	113
Wheel chair	0	0	2	0	2
Total	2849	618	297	473	4237

X-Rays (Jan - Dec 2016)

- **4314** children with disabilities received x – ray services till the end of Dec 2016

Inpatients = 783

Out Patients = 3531

Lab (Jan - Dec 2016)

- **7785** children with disabilities received laboratory services till the end of Dec 2016.

Inpatients = 7321

Out Patients = 464